

Product introduction

JISIM JD2229 is a constant voltage LED intelligent Tunable White dimming driver. It is a product specially designed for indoor constant voltage lamps. It supports deep dimming functions such as 0-10V, 1-10V, 10V PWM, and RX. The customized dimming curve section makes the human eye more comfortable; when no external signal is connected, it can be used as a non-dimming driver; it is suitable for LED strips, linear lamps, lamp films, magnetic lamps, decorative lamps. It is widely used in smart homes, smart hotels, smart commercial lighting, smart offices, smart buildings, large public buildings, etc. Places.

Product Features

- Compact SELV independent dimmable driver
- Support 0/1-10V PWM RX Tunable White dimming
- Globally certified, SELV equivalent
- Suitable for class I II III luminaires
- Output power up to 75W
- Up to 50000 hours life time, 5-Year Warranty (Long-lasting Capacitor)
- Smooth dimming, no stroboscopic, no noise, dimming range: 0.5-100%
- Small size and light weight, High power factor, High Efficiency, Low THD
- The housing is made from V0 flame retardant PC materials from CHIMEI
- Standby power consumption <0.5 W, meets ErP energy efficiency certification



Technical Specifications

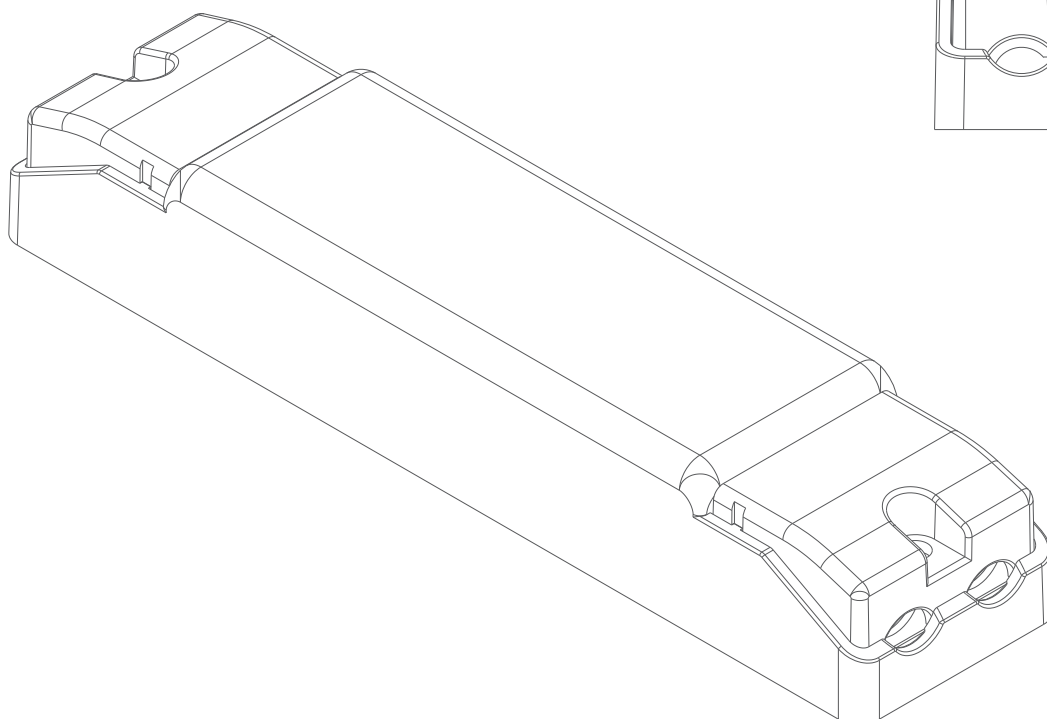
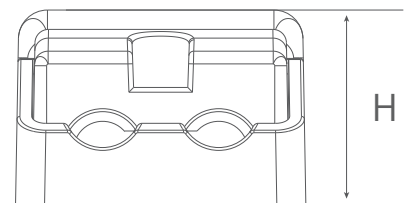

(All parameters not specially mentioned are measured at 230VAC input, full load and 25°C of ambient temperature)

Model	JD2229			Output Type	constant voltage	
Input	DC Voltage Range	220-240V		Features	Dimming Interface	2-CH 0-10V/1-10V RX PWM
	AC Voltage Range	220-240V			Output Feature	Isolation
	Rated Voltage	220Vac/230Vac/240Vac			IP Rating	IP20
	Input Frequency	0/50/60Hz			Insulation Rating	Class II (Suitable for class I II III light fixtures)
	Input Current	≤0.45A/230Vac(at full load)			Output	No Load Output Voltage
	Input Power	Max.84W		Tated Voltage		12Vdc
	Power Factor	PF>0.95C/230Vac(at full load)		Output Current Range		Max.6.3A
	THD	THD<8%/230Vac(at full load)		Output Power Range		75W
	Efficiency	≥90.5%(at full load)		Dimming Range		0.5~100%
	Protection	Inrush Current	Cold start 15A(Test twidth=102us under 50% Ipeak@230Vac)		Ripple	Max.120mV
Anti-Surge		L-N:1KV		Voltage Accuracy	±5%	
Leakage Current		<0.5mA/230Vac		PWM Frequency	16000Hz	
Environment	Overload Protection	Hiccup Mode (Auto-Recovery after Elimination)		Working Temperature	ta:-20°C~60°C	
	Open Circuit Protection	≤13Vdc		Working Humidity	20~95%RH(No Condensation)	
	Stort Circuit Protection	Hiccup Mode (Auto-Recovery after Elimination)		Storage Temperature/Humidity	-20~85°C/10~95%RH	
				Case Temperature	tc:90°C	
Safety & EMC	Withstand Voltage	I/P-O/P: 3750Vac, 5mA, 60s, I/P-DIM/P: 1500Vac, 5mA, 60s, O/P-DIM/P: 1500Vac, 5mA, 60s			Life Time	>50000h@tc=90°C
	Insulation Resistance	I/P-O/P: 100MΩ/500VDC/25°C/70%RH				
	Safety Standards	CCC	China	GB19510.1, GB19510.14		
		CE	European Union	EN61347-1, EN61347-2-13, EN62493		
		KC	Korea	KC61347-1, KC61347-2-13		
		TUV	Germany	EN61347-1, EN61347-2-13, EN62493		
		ENEC	Europe	EN61347-1, EN61347-2-13, EN IEC62384		
		CB	CB Member States	IEC61347-1, IEC61347-2-13		
		RCM	Australia	AS/NZS61347.1, AS61347.2.13		
		BIS	India	IS15885(PART2/SEC13)		
	EMC Emission	EAC	Russia	IEC61347-1, IEC61347-2-13		
		UKCA	United Kingdom	BS EN61347-1, BS EN IEC61347-2-13, BS EN62493		
		CCC	China	GB/T17743, GB17625.1		
		CE	European Union	EN IEC55015, EN IEC61000-3-2, EN61000-3-3		
KC		Korea	KSC9815, KSC9547			
RCM		Australia	EN IEC55015, EN IEC61000-3-2, EN61000-3-3			
EMC Immunity	UKCA	United Kingdom	BS EN IEC55015, BS EN IEC6100-3-2, BS EN61000-3-3			
	EAC	Russia	IEC62493.IEC61547, EN55015.IEC61000-3-2, IEC61000-3-3			
BIS	India	IS15885(PART2/SEC13)				
ErP	Power Consumption	Standby Power Consumption	<0.5W (PWM Off)			
	Flicker/ Stroboscopic Effect	IEEE1789	Meet IEEE Std1789-2015			
		CIESVM	Pst≤1, SVM≤0.4			
DF	Phase Factor	DF≥0.9				
Test Equipment	AC Source	PS-61005	Withstand Voltage Tester	TH9302D	Other	
	DC Electronic Load	IT8512A+	Thermostatic Humidity Chamber	HT-H-802		
	Spectrum Analyzer	KH3932	Ntelligent Electrical Parameter Meter	PF9800	LED Load	
	Surge Generator	SUG61005TB(7.5KV)-2216	Oscilloscope	TBS1102B		
	Stroboscope	LANSHU-201B	Digital Wattmeter	PM2818C		

0/1-10V PWM RX Tunable White Dimmable LED Driver

2D Diagram

Length (L)	Width (D)	Heigh(H)	Weight(W)
265mm	42mm	30mm	263±10g



0/1-10V PWM RX Tunable White Dimmable LED Driver

Wiring Diagram



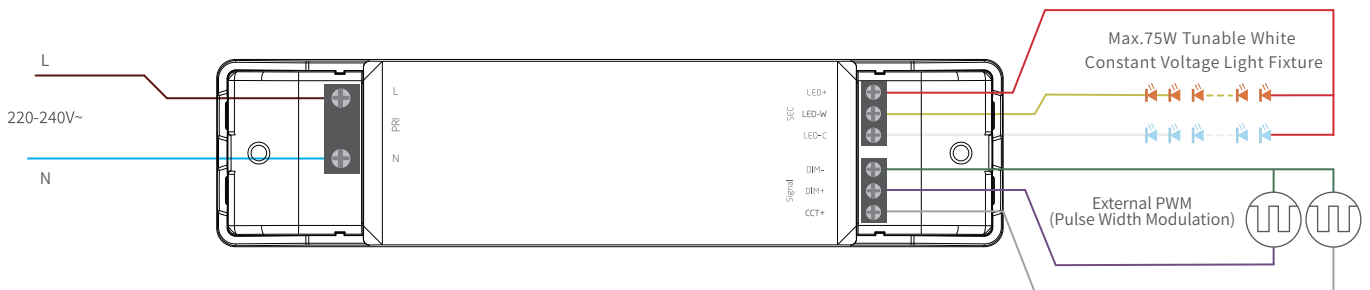
◦ Explanation of 0/1-10V Interface Signals ◦

- ◀ The DIM+ terminal is used to adjust brightness:
 - When the voltage at the DIM+ terminal is adjusted within the range of 0/1-10V, the brightness changes from 0% to 100%.
 - The light turns on/off at a voltage value of $1.1 \pm 0.05V$.
- ◀ The CCT+ terminal is used to adjust the color temperature between warm and cool:
 - When the input voltage at the CCT+ terminal is adjusted within the range of 0/1-10V, the color temperature changes accordingly.
 - The lower the voltage value, the lower the color temperature (warmer light); the higher the voltage value, the higher the color temperature (cooler light).
 - The turn-on/off voltage for cool light is $1.1 \pm 0.05V$, and for warm light, it is $8.5 \pm 0.05V$.
- ◀ When both the DIM+ and CCT+ terminals are left floating (unconnected), the default output is 100% cool Brightness.



◦ Potentiometer (Rx) Interface Signal Description ◦

- ◀ The DIM+ terminal is used for adjusting brightness:
 - When the resistance value at the DIM+ terminal is adjusted within 0-100KΩ, the brightness changes from 0% to 100%. Specifically, a resistance value of $3K\Omega \pm 1K\Omega$ triggers the light to turn on/off.
- ◀ The CCT+ terminal is used for adjusting the color temperature between warm and cool tones:
 - When the resistance value at the CCT+ terminal is adjusted within 0-100KΩ, the color temperature changes accordingly. The lower the resistance value, the lower the color temperature (warmer light); conversely, the higher the resistance value, the higher the color temperature (cooler light).
- ◀ When both the DIM+ and CCT+ terminals are left floating (not connected), the default output is 100% cold Brightness.



◦ PWM Interface Signal Description ◦

- ◀ The DIM+ terminal is used for adjusting brightness:
 - When the 10V PWM signal at the DIM+ terminal is adjusted from 0% to 100%, the brightness changes correspondingly from 0% to 100%.
- ◀ The CCT+ terminal is used for adjusting the color temperature between warm and cool tones:
 - When the 10V PWM signal at the CCT+ terminal is adjusted from 0% to 100%, the color temperature varies accordingly. Specifically, a lower PWM value results in a lower color temperature (warmer light), while a higher PWM value results in a higher color temperature (cooler light).
- ◀ When both the DIM+ and CCT+ terminals are left floating (not connected), the default output is 100% cold Brightness.

0/1-10V PWM RX Tunable White Dimmable LED Driver

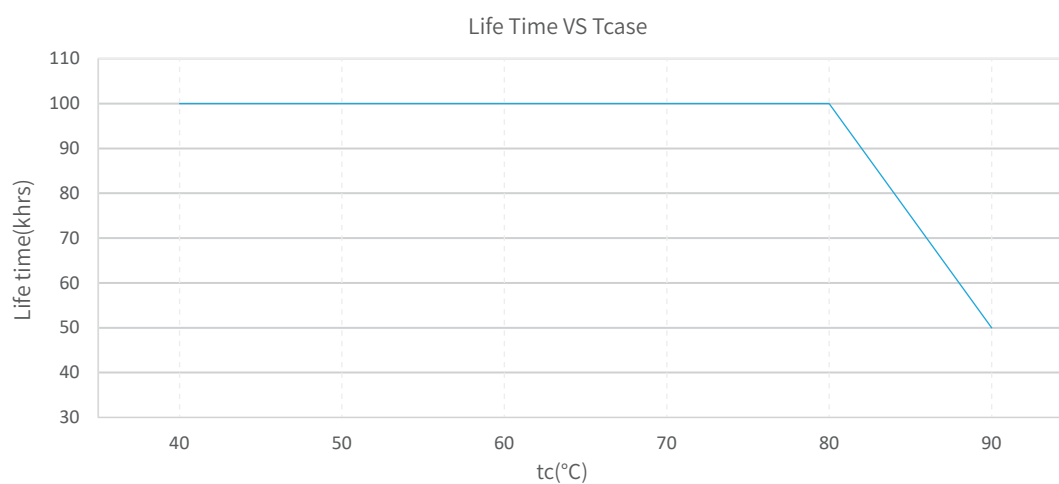
Installation Instructions

Interface	Marking	Description	Wire cross section	Wire Stripping length
Input	L	Input terminal of AC live wire	0.75...1.5mm ² (16-18AWG)	5...6mm
	N	Input terminal of AC neutral wire	0.75...1.5mm ² (16-18AWG)	5...6mm
Output	LED+	Positive electrode output of the driver	0.75...2.5mm ² (14-18AWG)	5...6mm
	LED-W	Negative electrode output of warm light	0.75...2.5mm ² (14-18AWG)	5...6mm
	LED-C	Negative electrode output of cold light	0.75...2.5mm ² (14-18AWG)	5...6mm
signal	DIM-	Negative electrode of CCT/DIM	0.4...1.0mm ² (16-21AWG)	5...6mm
	DIM+	Positive electrode input 0-10V/PWM/RX dimming	0.4...1.0mm ² (16-21AWG)	5...6mm
	CCT+	Positive electrode of CCT	0.4...1.0mm ² (16-21AWG)	5...6mm

◦ Connection instructions ◦

1. Rated torque: M2.6, 0.35~0.40N.m
2. All connections must be as short as possible to ensure good EMI performance.
3. Driver output support hot swap.
4. Incorrect wiring can damage the LED.
5. The power cable should be kept at a certain distance from the driver and other connecting cables (5-10cm recommended)

Product Characteristic Curves



The life-time of the LED driver is shown in the figure above calculated (based on the 90% survival rate). The relation of tc to ta temperature depends also on the luminaire design.

0/1-10V PWM RX Tunable White Dimmable LED Driver

Packaging Image



Inner Packaging Box ▲



◀ Large Carton Packaging



◀ Small Carton Packaging

Packaging Size

Packaging Details	Carton Size	Packing Units	Weight
Inner Packaging Box	269x 47 x 34mm	1pcs	291±10g
Small Carton Packaging	350 x 197 x 167mm	15pcs	4.67kg
Large Carton Packaging	420 x 360 x 365mm	60pcs	19.56kg

Packaging instructions:

Each large carton packaging contains 4 small carton packagings, Each small carton packaging contains 15 inner packaging boxes.

Cautions

- ▶ This product is used as a component in conjunction with a lighting fixture. Due to the influence of EMC from the lighting fixture and wiring, customers should perform EMC testing to confirm the entire product set.
- ▶ No operation with power on. Installation and debugging should be performed by qualified professionals. Please read the product manual carefully before installation.
- ▶ This product can only be used outside the light body, cannot be used inside of the light, and it must be used within the specified working environment.
- ▶ This product is not waterproof and should be avoided from direct sunlight and rain. If it is installed outdoors, please use a waterproof case.
- ▶ Good heat dissipation conditions are beneficial to the product's lifetime. Please install the product in a suitable environment, and strictly prohibit using double-sided tape to attach the casing or circuit board.
- ▶ Please check the parameters of the LED driver to ensure they meet the application requirements of the lighting fixture.
- ▶ Please install according to the standard wire gauge specified in the manual to avoid malfunctions caused by inappropriate wiring.
- ▶ Before powering on, please ensure that the wiring is correct to prevent damage to the driver or lighting fixture caused by incorrect wiring.
- ▶ If a malfunction occurs, please do not attempt to repair it yourself, if you have any questions, please contact the manufacturer.
- ▶ The manual is for reference only. Please refer to the actual product. Any changes to this product will not be notified separately.
- ▶ For more information, please send an email to fei.l@jisim-tech.com.

0/1-10V PWM RX Tunable White Dimmable LED Driver

Warranty Terms

- ▶ The product is warranted for 5 years. (The life and MTBF of the product are for reference only, and do not represent a warranty statement.)
- ▶ During the warranty period, if any quality issues arise, JISIM will provide free repair or replacement services.

Non-Warranty Terms

The following situations are not covered by the free warranty or replacement service:

- ▶ The warranty period has expired.
- ▶ Damage caused by human factors such as overvoltage, overload, or improper operation.
- ▶ Deformation or damage to the exterior appearance.
- ▶ Damage caused by natural disasters or other irresistible human factors.
- ▶ The warranty label has been torn off or removed.
- ▶ No contract or invoice proof is provided.



Notice:

1. Repair or replacement provided is the only remedy for customers. JISIM is not liable for any incidental or consequential damage unless it is within the law.
2. JISIM has the right to amend or adjust the terms of this warranty, and release in written form shall prevail.