

Product introduction

JISIM JD3105X is a constant current LED intelligent dimmable driver specifically designed for built in driver luminaires. It supports DALI-2 dimming functions. The customized dimming curve provides a more comfortable viewing experience for the human eye. When not connected to an external signal, it can be used as a non-dimmable driver. It is suitable for surface mounted downlights, spotlights, track lights, wall lights. Paired with various intelligent control systems, it is widely used in smart homes, smart hotels, intelligent commercial spaces, smart offices, smart buildings, and other facilities.



Product Features

- Compact SELV built in Dimmable Driver
- Support DALI-2 dimming
- Glue filling process, Global Certification
- Suitable for Class I / II / III indoor light fixtures
- Smooth dimming, flicker-free, dimming range: 1-100%
- Up to 30000 hours life time, 3-Year Warranty (Long-lasting Capacitor)
- Max. output power 24W
- Small size and light weight, High power factor, High Efficiency, Low THD
- The housing is made from V0 flame retardant PC materials from CHIMEI

Technical Specifications

(All parameters not specially mentioned are measured at 230VAC input, full load and 25°C of ambient temperature)

Model	JD3105X (See the following table)			Output Type	Constant Current		
Input	DC Voltage Range	100-240V		Features	Dimming Interface	DALI-2 DT6(IEC62386-101-102-207)+PushDim	
	AC Voltage Range	100-240V			Output Feature	Isolation	
	Rated Voltage	220Vac/230Vac/240Vac			IP Rating	IP20	
	Input Frequency	50/60Hz			Insulation Rating	Class II (Suitable for class I II III light fixtures)	
	Input Current	≤0.3A/100Vac(at full load) ≤0.15A/230Vac(at full load)		Output	No Load Output Voltage	≤59Vdc	
	Input Power	Max.28W			Output Voltage Range	9-40Vdc	
	Power Factor	PF>0.9C/230Vac(at full load) PF>0.95C/110Vac(at full load)			Output Current Range	400-600mA	
	THD	THD<13%/230Vac(at full load)			Output Power Range	3.6-24W	
	Efficiency	≥84%(at full load)			Dimming Range	1~100%	
	Inrush Current	Cold start 15A(Test twidth=102us under 50% Ipeak@230Vac)			Ripple Current	<5%	
Anti-Surge	L-N:1KV		Current Accuracy		±5%		
Leakage Current	<0.5mA/230Vac		PWM Frequency		4000Hz		
Protection	Overload Protection	Hiccup Mode (Auto-Recovery after Elimination)			Environment	Working Temperature	ta:-20°C~60°C
	Open Circuit Protection	≤59Vdc				Working Humidity	20~95%RH(No Condensation)
	Short Circuit Protection	Hiccup Mode (Auto-Recovery after Elimination)		Storage Temperature/Humidity		-20~85°C/10~95%RH	
Safety & EMC	Withstand Voltage	I/P-O/P: 3750Vac, 5mA, 60s				Case Temperature	tc:90°C
	Insulation Resistance	I/P-O/P: 100MΩ/500VDC/25°C/70%RH				Life Time	>30000h@tc=90°C
	Safety Standards	CCC	China	GB19510.1, GB19510.14			
		CE	European Union	EN61347-1, EN61347-2-13, EN62493			
		KC	Korea	KC61347-1, KC61347-2-13			
		TUV	Germany	EN61347-1, EN61347-2-13, EN62493			
		ENEC	Europe	EN61347-1, EN61347-2-13, EN IEC62384			
		CB	CB Member States	IEC61347-1, IEC61347-2-13			
		RCM	Australia	AS/NZS61347.1, AS61347.2.13			
		BIS	India	IS15885(PART2/SEC13)			
	EMC Emission	EAC	Russia	IEC61347-1, IEC61347-2-13			
		UKCA	United Kingdom	BS EN61347-1, BS EN IEC61347-2-13, BS EN62493			
		CCC	China	GB/T17743, GB17625.1			
CE		European Union	EN IEC55015, EN IEC61000-3-2, EN61000-3-3				
KC		Korea	KSC9815, KSC9547				
RCM		Australia	EN IEC55015, EN IEC61000-3-2, EN61000-3-3				
EMC Immunity	UKCA	United Kingdom	BS EN IEC55015, BS EN IEC6100-3-2, BS EN61000-3-3				
	EAC	Russia	IEC62493.IEC61547, EN55015.IEC61000-3-2, IEC61000-3-3				
	BIS	India	IS15885(PART2/SEC13)				
ErP	Flicker/ Stroboscopic Effect	IEEE1789	Meet IEEE Std1789-2015				
		CIESVM	Pst≤1, SVM≤0.4				
	DF	Phase Factor	DF≥0.9				
Test Equipment	AC Source	PS-61005	Withstand Voltage Tester	TH9302D	Other		
	DC Electronic Load	IT8512A+	Thermostatic Humidity Chamber	HT-H-802			
	Spectrum Analyzer	KH3932	Intelligent Electrical Parameter Meter	PF9800	LED Load		
	Surge Generator	SUG61005TB(7.5KV)-2216	Oscilloscope	TBS1102B			
	Stroboscope	LANSHU-201B	Digital Wattmeter	PM2818C			

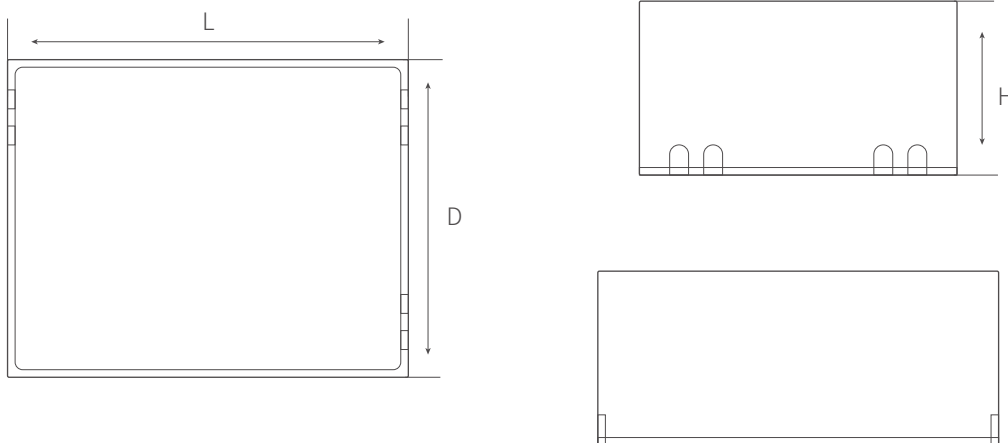
DAL-2+PushDim DT6 Dimmable LED Driver

Model/parameter comparison table

Model	JD3105	JD3105A	JD3105B	JD3105C	JD3105D
Output Power	Max.24W	Max.22W	Max.20W	Max.18W	Max.16W
Output Current	600mA	550mA	500mA	450mA	400mA

2D Diagram

Length (L)	Width (D)	Heigh(H)	Weight(W)
73mm	43.5mm	26.5mm	139.4±10g



Wiring Diagram

DALI Application Wiring Diagram



Remark

- ▶ The two DALI control lines polarity-reversible.
- ▶ Default setting brightness is 100%.
- ▶ The default is logarithmic dimming curve.
- ▶ Max.64 DALI drivers per DALI control line.
- ▶ The current consumption of the DALI interface is less than 2mA.
- ▶ The maximum distance length of the DALI control line is 200m at 2x1.0mm.
- ▶ DALI bus can be wired together with any mains voltage cables, but separate wiring is recommended.
- ▶ Max. 64 DALI drivers per DALI control line. DALI protocol includes Max.16 scene groups and 16 scenes.
- ▶ The configuration parameters of the driver can be set through the DALI configuration tool or DALI application controller during installation, such as setting device address, group address, power-on level, bus-failure level, scene level, fade time, dimming curve, etc.

DAL-2+PushDim DT6 Dimmable LED Driver

PushDim Application Wiring Diagram



Push function

Long press: Adjust brightness, short press: Turn on/off.

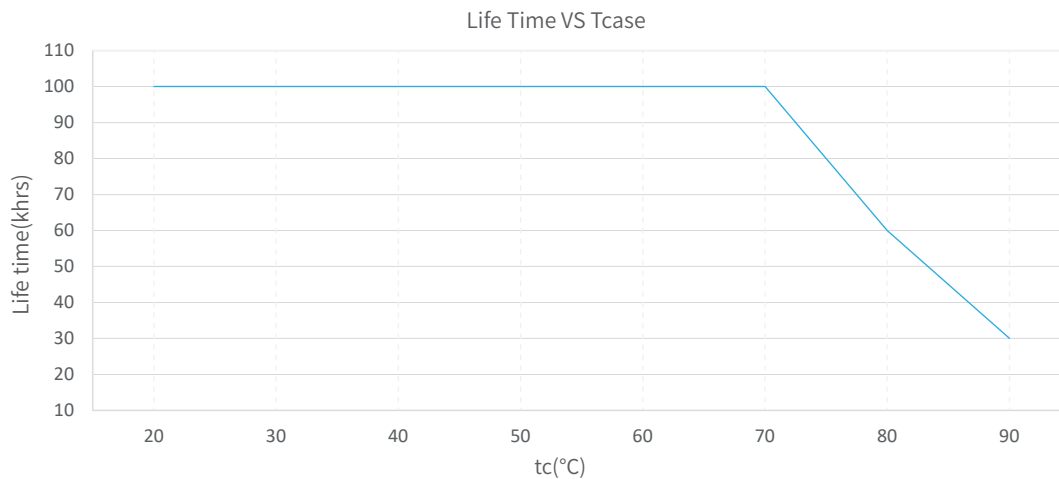
Installation Instructions

Interface	Marking	Description
Input	L	Input terminal of AC live wire
	N	Input terminal of AC neutral wire
Output	LED+	Positive electrode output of the driver
	LED-	Negative electrode output of the driver
Signal	DA	DALI/PUSH dimming input
	DA	DALI/PUSH dimming input

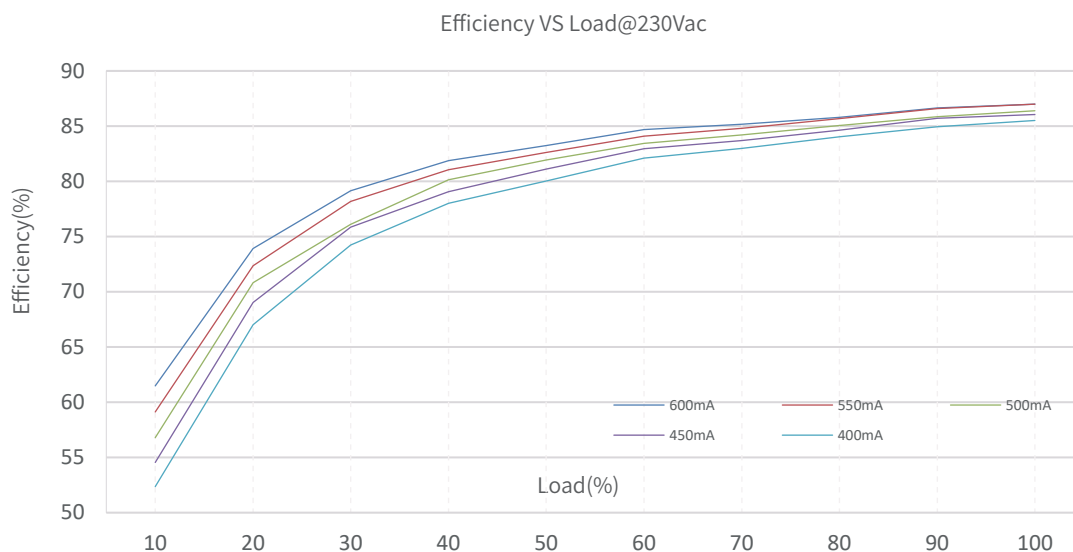
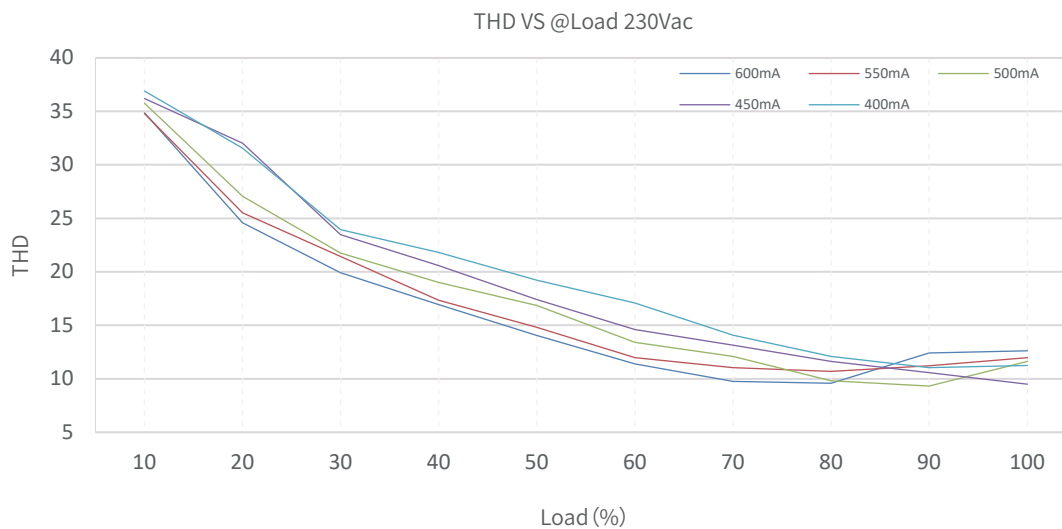
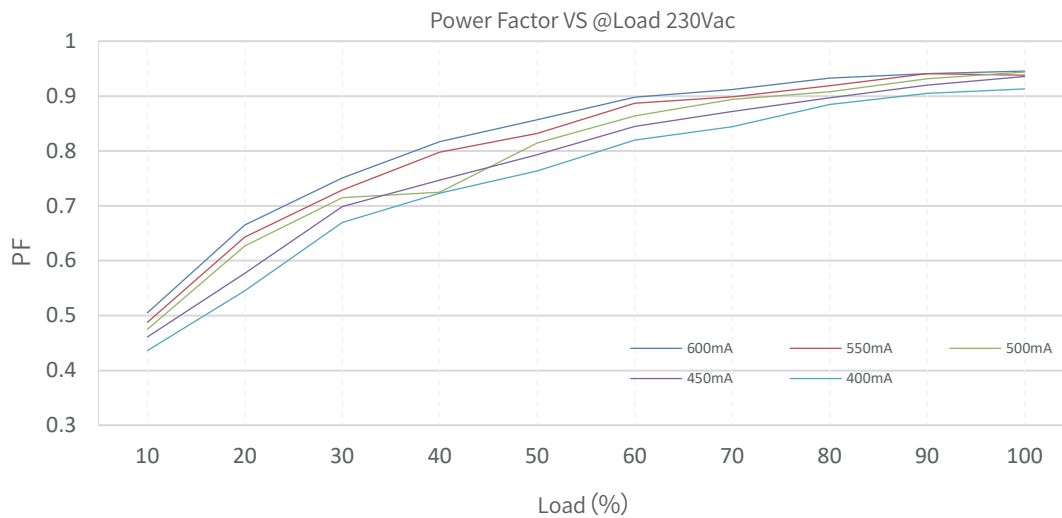
Connection instructions

1. Check the color of the interface and cable carefully before wiring.
2. All connections must be as short as possible to ensure good EMI performance.
3. No secondary switches are allowed.
4. The driver output does not support hot swap.
5. Incorrect wiring can damage the LED.

Product Characteristic Curves



The life-time of the LED driver is shown in the figure above calculated (based on the 90% survival rate). The relation of tc to ta temperature depends also on the luminaire design.



DAL-2+PushDim DT6 Dimmable LED Driver

Packaging Image



Packaging Size

Packaging Details	Carton Size	Packing Units	Weight
Inner Packaging Box	124x41x30mm	1pcs	154±10g
Small Carton Packaging	350 x 197 x 167mm	48pcs	7.7kg
Large Carton Packaging	420 x 360 x 365mm	192pcs	31.67kg

Packaging instructions:

Each large carton packaging contains 4 small carton packagings, Each small carton packaging contains 48 inner packaging boxes.

Cautions

- ▶ This product is used as a component in conjunction with a lighting fixture. Due to the influence of EMC from the lighting fixture and wiring, customers should perform EMC testing to confirm the entire product set.
- ▶ No operation with power on. Installation and debugging should be performed by qualified professionals. Please read the product manual carefully before installation.
- ▶ This product can be installed inside the luminaire for use, but the internal temperature of the luminaire must be strictly controlled to not exceed 60°C. Exceeding this temperature may adversely affect the service life of the luminaire.
- ▶ This product is not waterproof and should be avoided from direct sunlight and rain. If installed outdoors, please use a waterproof case.
- ▶ Good heat dissipation conditions are beneficial to the product's lifetime. Please install the product in a suitable environment, and strictly prohibit using double-sided tape to attach the casing or circuit board.
- ▶ Please check the parameters of the LED driver to ensure they meet the application requirements of the lighting fixture.
- ▶ Please install according to the standard wire gauge specified in the manual to avoid malfunctions caused by inappropriate wiring.
- ▶ Before powering on, please ensure that the wiring is correct to prevent damage to the driver or lighting fixture caused by incorrect wiring.
- ▶ If a malfunction occurs, please do not attempt to repair it yourself, if you have any questions, please contact the manufacturer.
- ▶ The manual is for reference only. Please refer to the actual product. Any changes to this product will not be notified separately.
- ▶ For more information, please send an email to fei.l@jisim-tech.com.

Warranty Terms

- ▶ The product is warranted for 3 years. (The life and MTBF of the product are for reference only, and do not represent a warranty statement.)
- ▶ During the warranty period, if any quality issues arise, JISIM will provide free repair or replacement services.

Non-Warranty Terms

The following situations are not covered by the free warranty or replacement service:

- ▶ The warranty period has expired.
- ▶ Damage caused by human factors such as overvoltage, overload, or improper operation.
- ▶ Deformation or damage to the exterior appearance.
- ▶ Damage caused by natural disasters or other irresistible human factors.
- ▶ The warranty label has been torn off or removed.
- ▶ No contract or invoice proof is provided.



Notice:

1. Repair or replacement provided is the only remedy for customers. JISIM is not liable for any incidental or consequential damage unless it is within the law.
2. JISIM has the right to amend or adjust the terms of this warranty, and release in written form shall prevail.